

more Hair Ornaments . . .

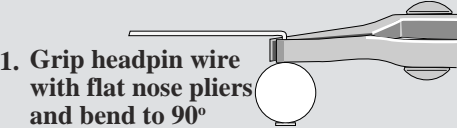



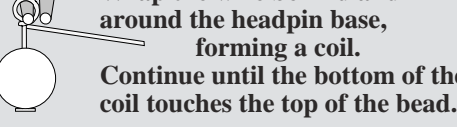
9935FD Fun to decorate, 2 inch barrette for pony tails is **made in France**.
\$65.00/50; \$19.50/10;
\$2.95 ea




Unless otherwise specified, **drawings and photographs are actual size.**

Underlined words and sizes indicate choices to be made when ordering.

Wrapped Wire Loop

1. Grip headpin wire with flat nose pliers and bend to 90° angle. 
2. Using round nose pliers to grip the bend, turn wire to form a loop around the upper pliers tip. 
3. Reposition pliers so that the lower tip is in the loop made in step 2. Turn wire under the tip and out to a 90° angle. 
4. Wrap the wire behind and around the headpin base, forming a coil. Continue until the bottom of the coil touches the top of the bead. 
5. Clip off excess wire. Use flat nose pliers to smooth and flatten the coil wire end. 

Use Wrapped Wire Loop Technique to make a hanging loop for pendants with front to back holes. Insert headpin from the front, then bend headpin upward. Continue with instructions as listed above. 

Conchas

Domed, stampings have two slots for suede lacing and bead trimmings

6371FD

37x28 oval has scalloped edge, impressed diamond pattern. Gold, antique silver or antique copper. **\$17.00/50; \$5.10/10**



6369FD

28mm round with star pattern. Gold, silver or antique copper. **\$15.00/50; \$4.50/10**



6370FD 27mm heart with impressed floral pattern. Gold, antique silver or antique copper. **\$16.00/50; \$4.80/10**



Concha Eyeglass Holder Brooch

Designed By Roberta Akers

Cement a pinback to this suede-strung concha and hang your eyeglasses through the bottom loop!


ORNAMENTAL RESOURCES, INC.
WEB: ornabead.com

Orders *outside* 303 Area Code:
800-876-6762

Orders *within* 303 Area Code:
303-567-2222

24 hour FAX: 303-567-4245